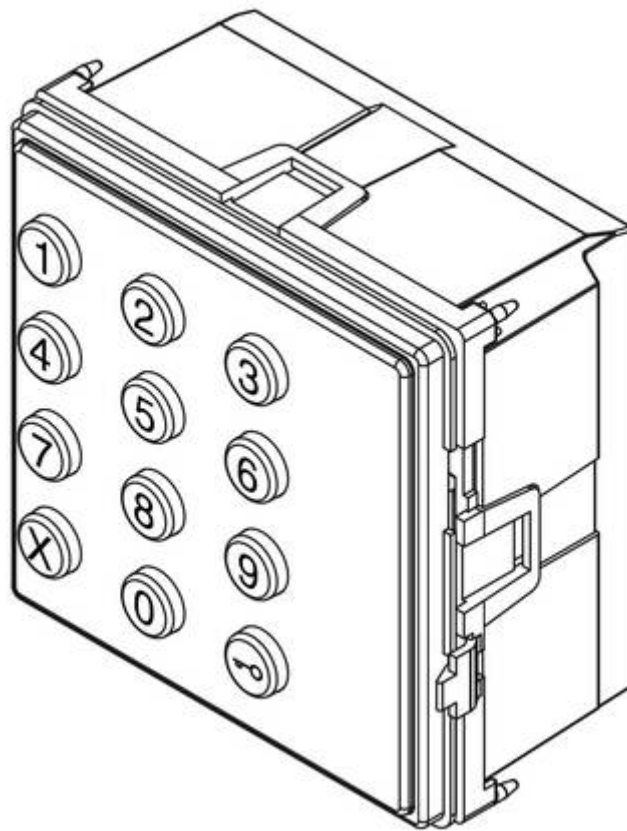


Sch. 1148/46 Keypad programming guide



Note there are NO DEFAULT CODES in the 1148/46 keypad and **Urmet** do not have any record of the Engineer's Password.

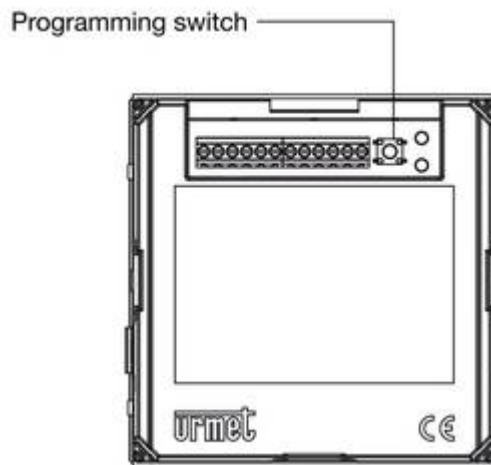
If you do not know the Engineer's Password then it will be necessary to gain access to the rear of the keypad

There are two possibilities when programming the 1148/46 keypad;


1. You know the Engineer's Password (3 to 8 digits).
In this case the keypad can be programmed without being removed from its housing.
See Page 2
2. You do not know the Engineer's Password.
Continue on this page.
Before starting, choose an Engineer's Password with 3 to 8 digits (This can be used later to change the Door Open Code). And choose a Door Open Code.

Remove the keypad from the housing.





With reference to the following diagram, press the **Programming switch** three times in quick succession –




You will hear BEEP BEEP BEEP and the Red LED will come on.


Enter your chosen Engineer's Password and press  (BEEP BEEP BEEP and Red LED goes off).

The keypad is now in the normal operating mode and an Engineer's Password has been stored.





Press    then enter your chosen Engineer's Password then press  (BEEP BEEP BEEP). **If you hear one long BEEP instead of three short beeps you must repeat the above until you do hear three BEEPS.**

Enter **31 11 XX** where **XX** is the relay time in seconds e.g. for 5 seconds enter **31 11 05**, for 10 seconds enter **31 11 10**, then press  (BEEP BEEP BEEP).


Enter 01 **DOOR OPEN CODE** then  **1**  (BEEP BEEP BEEP). The **DOOR OPEN CODE** can be from 3 to 8 digits.


Press and hold  until you hear a long BEEP to exit programming.

To change the Door Open Code





Press    then enter the Engineer's Password and press  (BEEP BEEP BEEP).

Press **90 OLD DOOR OPEN CODE** then press .


Enter the new Door Open Code and press .


Press and hold  until you hear a long BEEP to exit programming.

To change the Door Open Time

Press    then enter the Engineer's Password and press  (BEEP BEEP BEEP).

Enter **31 11 XX** where **XX** is the relay time in seconds e.g. for 5 seconds enter **31 11 05**, for 10

seconds enter **31 11 10**, then press  (BEEP BEEP BEEP).

Press and hold  until you hear a long BEEP to exit programming.