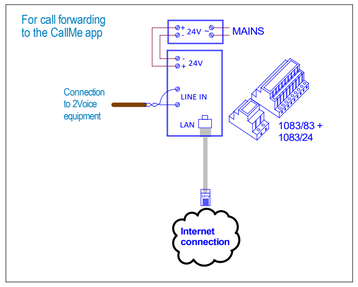

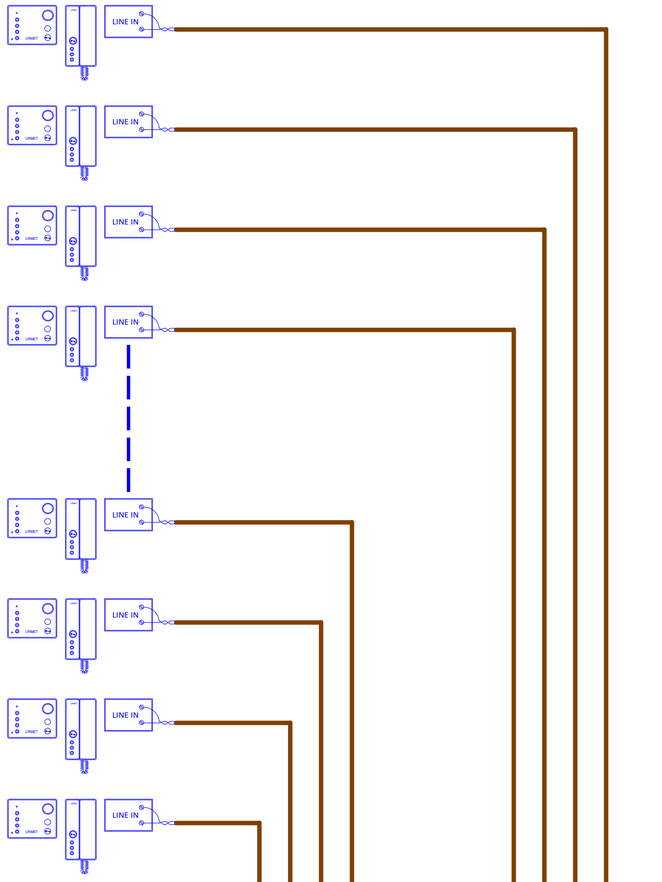

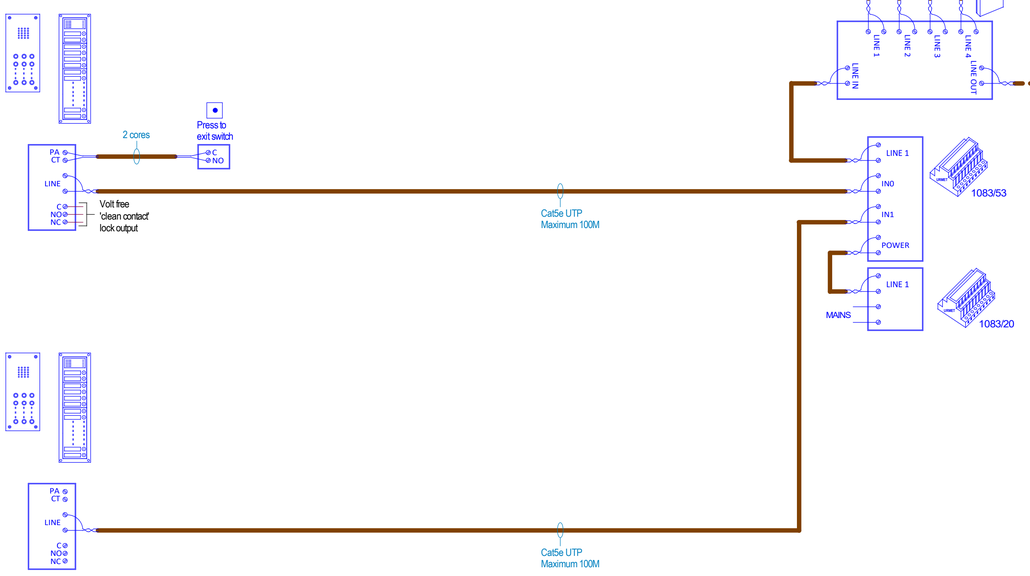

NOTES:

1. This schematic is for guidance only and should not be used for installation
2. Maximum distance from door entry panel to 1083/53 is 100m using Cat5e cable
3. Maximum distance from 1083/53 to the handset is 125m using Cat5e cable
4. Maximum distance from 1083/55 to the handset is 50m using Cat5e cable
5. Spare cores in Cat5e cable must not be used for other services -

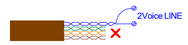

6. Add a cable for the electric release or maglock -

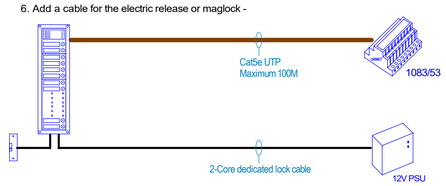

7. Add a cable if there is a keypad in the panel -

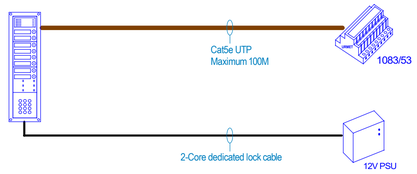

8. Add a second Cat5 cable if there is an Urmet/FDI access control reader fitted in the panel -

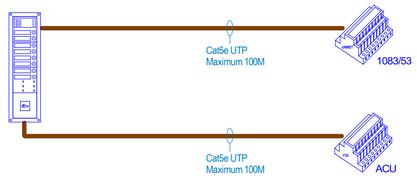

9. Add a second Cat5 cable if there is a trades button in the entry panel -

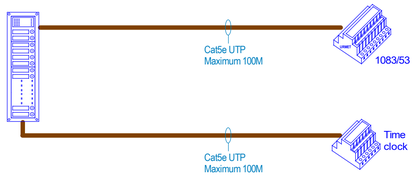

10. Cabling for double pole push to exit switch, double pole break glass unit and maglock -

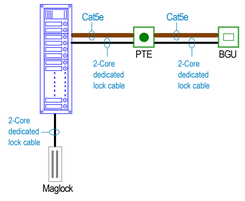

11. Up to four handsets can be connected to ring together -

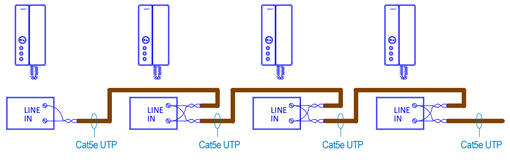

Urmet Communication & Security UK Ltd
Urban Hive, Avenue West
Skyline 120
Great Notley
Essex
CM77 7AA
www.urmet.co.uk

Title	2Voice system schematic
Drawing No.	UD07885 PAGE12
Date	15-11-2020
Drawn TC	Checked LK	Revision 01